Rev. 18/01/2022

LANCIA TONDA

design: P. Pepere

CE

made in Italy

4605
Ø 35 cm

/W- LED	18W	2260lm	4000K	CRI>90
/WW- LED	18W	2020lm	3000K	CRI>90
/XW- LED	18W	1890lm	2700K	CRI>90

4606
Ø 50 cm

/W- LED	27W	3390lm	4000K	CRI>90
/WW- LED	27W	3030lm	3000K	CRI>90
/XW- LED	27W	2835lm	2700K	CRI>90

4607
Ø 70 cm

/W- LED	36W	4520lm	4000K	CRI>90
/WW- LED	36W	4040lm	3000K	CRI>90
/XW- LED	36W	3780lm	2700K	CRI>90

EGOLUCE s.r.l. - via I. Newton, 12 - 20016 Pero, Milano - Italy
Tel. +39 02339586.1 - Fax +39 023535112 - **www.egoluce.com** info@egoluce.com

	Questo prodotto non deve essere smaltito come rifiuto municipale misto, effettuare una raccolta separata. This product must not be discarded as the responsibility of the City sanitation department, it must be gathered together separatily and discarded. Ce produit ne doit pas etre mis avec les ordures municipales, il faut effectuer un ramassage séparé. Dieses Produkt darf nicht als Gemeindekehricht entsorgt werden. Entsorgung muss getrennt erfolgen. Este producto no puede ser desechado como basura municipal mixta, efectuar recogida selectiva.
	Apparecchio adatto ad essere installato su superfici normalmente infiammabili. Appareil pouvant être installé sur des surfaces normalement inflammables. Fixture ready for mouting on normally inflammable surfaces. Apparat, der auf normal entflammbare Oberflächen angebracht werden kann. Aparato idóneo para ser utilizado en superficies normalmente inflamables.

Solo l'uso corretto delle istruzioni garantisce la sicurezza dell'apparecchio:
E' NECESSARIO CONSERVARLE
Disinserire la tensione prima di ogni intervento sull'apparecchio. Per un corretto montaggio vedere lo schema allegato.

This equipment is guaranteed only if used as indicated in these instructions:
PRESERVE THIS INSTRUCTIONS
Before any operation on this equipment, disconnect the power supply.
For a correct assembling see the here enclosed diagram.

La sécurité de l'appareil n'est garantie que par le respect des instructions suivantes.
IL EST NECESSAIRE LES CONSERVER
Disjoindre le courant de reseau avant tout operation sur l'appareil. Pour le montage suivre le schéma ici-joint.

Nur bei Befolgung der nachfolgenden Anweisungen, ist die Sicherheit des Gerats gewahrleistet.
AUFBEWAHREN SIE BITTE DIE ANWEISUNGEN
Abschalten die Netzspannung vor Ausweshlsen der lampe. Fur eine einwaldfrei Montage siehe Beigefutges.

Solamente el correcto cumplimiento de las instrucciones puede garantizar la seguridad del aparato:
ES NECESARIO CUMPLIRLAS.
Desconectar la tensión antes de cualquiera intervención en el aparato. Para un ensamblaje correcto, consultar el esquema adjunto.

art. 4605 - 4606

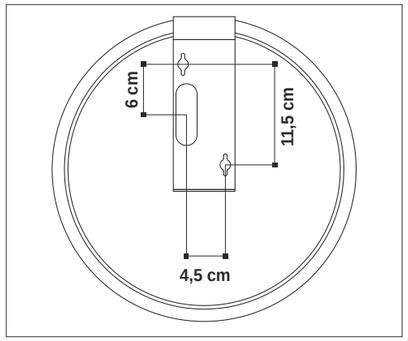

art. 4607

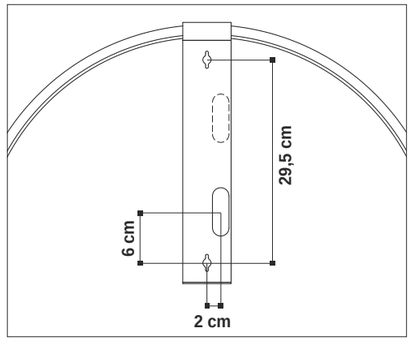

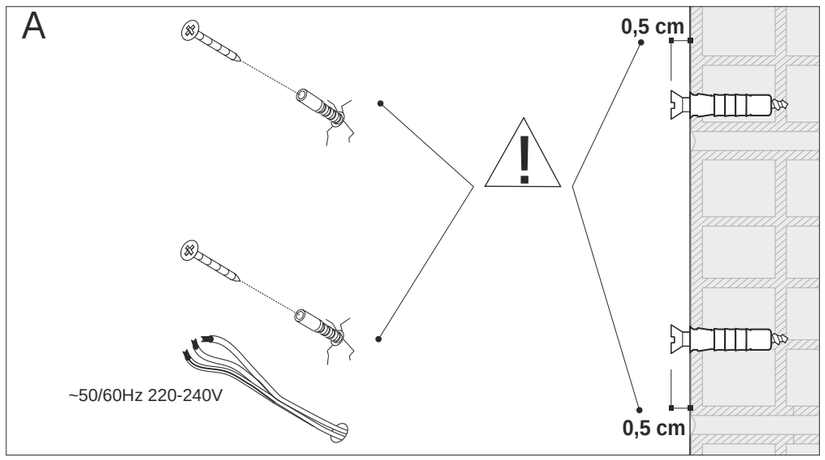

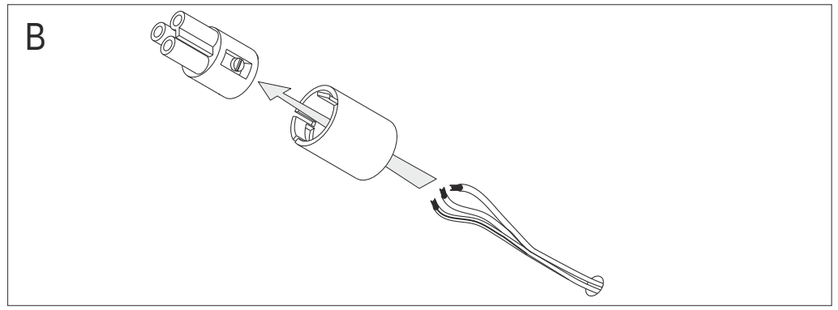

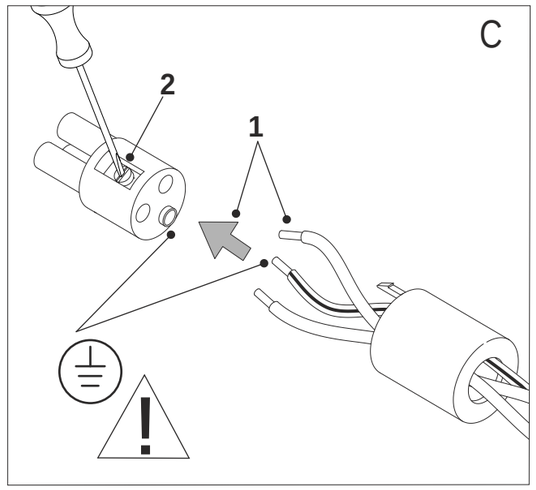

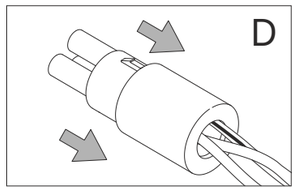

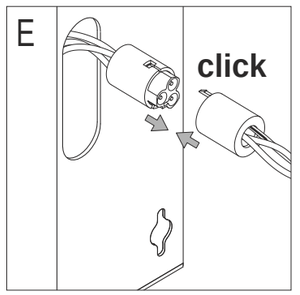

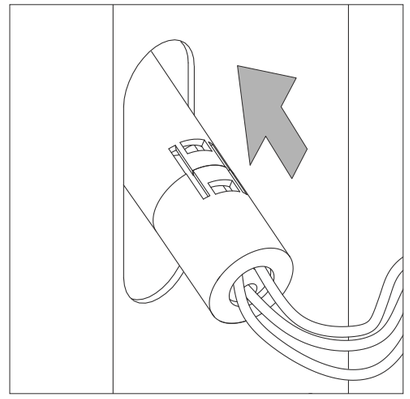

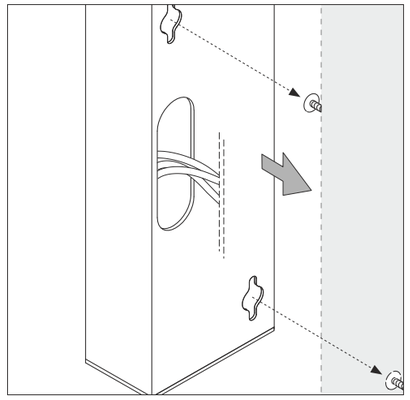

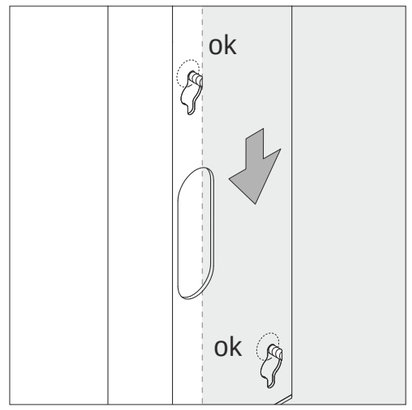

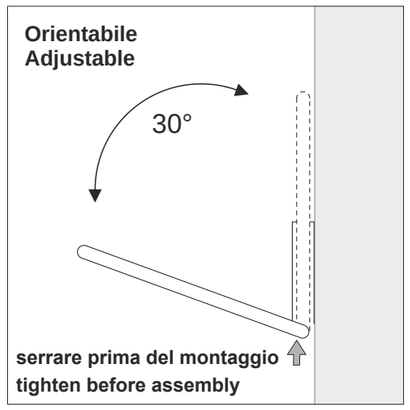

art. 4607 1...10 V

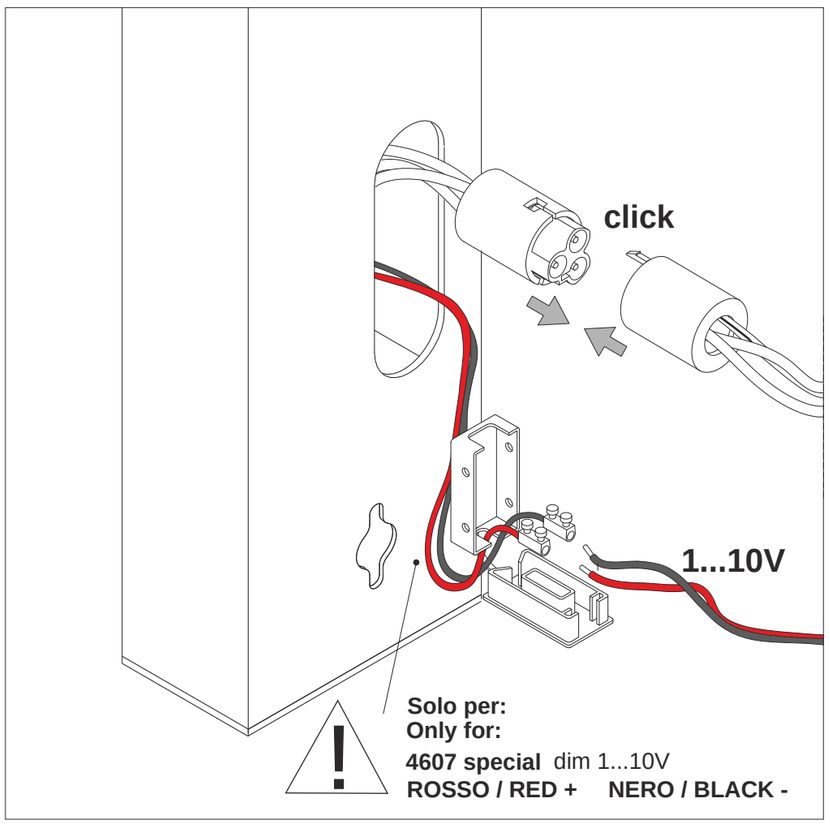

art. 4607 DALI

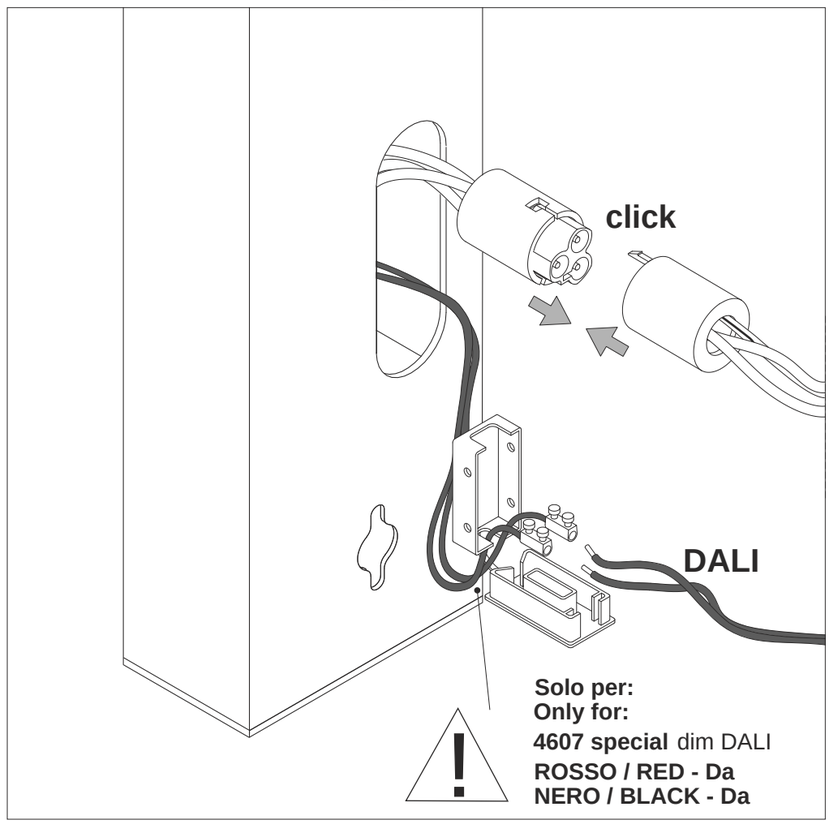
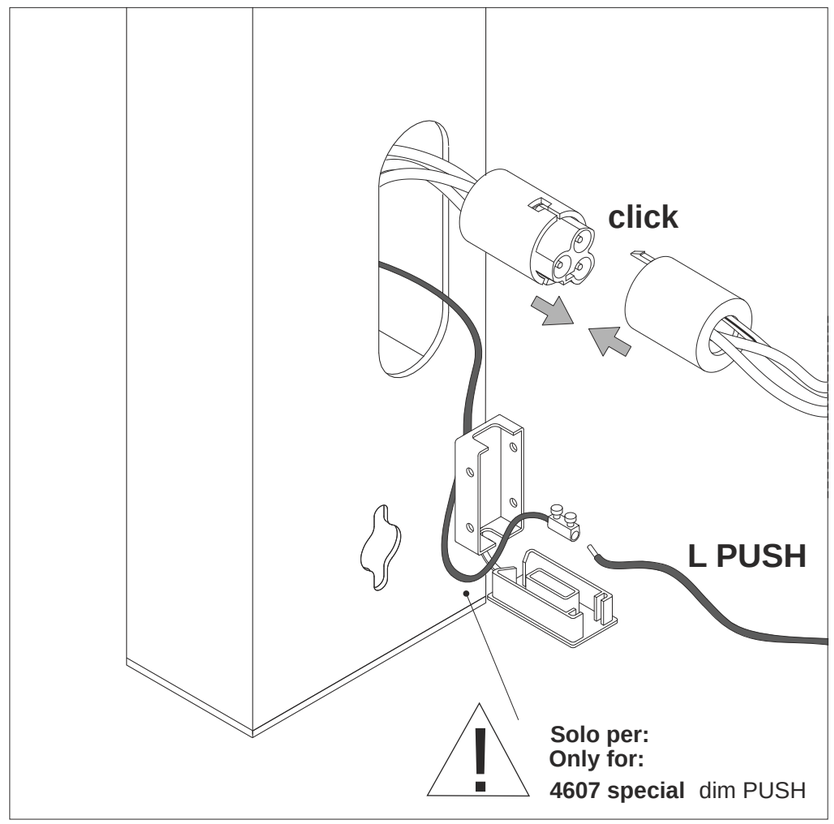
art. 4607 PUSH